



AIR SHIFT CONSOLES



Put yourself in control with Muncie's new air controls for PTO and dump pump operation. The compact air control provides feathering control for lowering the body. Center detent is standard for all models with detent options for raise, lower, or both. The PTO is engaged through finger tip control of a simple lever. You can choose either manual PTO disengagement or automatic (kick out) when the dump lever is placed into the lower position. Quality consoles are designed for form, fit, and function, with choices like you've never seen before. Choose from short, tall, square, rectangular, compact, or "room to grow." Durable, attractive black powder coat provides a quality finish.

PRODUCT FEATURES

AIR CONTROLLER

- 6 Models - Center detent (standard), optional lower detent or 3rd detent in raise position
- Automatic or manual PTO kick out for lower position
- LED PTO indicator light - Small size for easy dash mounting
- Push-to-connect fittings (Standard in valve and air installation kit)

CONSOLES

- 9 Styles - Brushed aluminum plate on most models
- 4 Height Options - 4", 8" or 13" on most models, 12" Standard on Type A or B
- Black powder coat finish on all models
- Some models provide a large mounting surface for extra switches, lights, valves, etc.
- Symmetrical design on most models for installation on either side of driver's seat.
- Angle mount for floor or dash

AIR CONSOLE MODEL NUMBER CONSTRUCTION

ASC 2 - A - AXDD - K

Air Shift Console **ASC**

Design No. **2**

Design Type (Width x Length x Height)

- 5 x 5 x 12 Sq., Cen. Faceplate - A
- 5 x 5 x 12 Sq., Offset Faceplate - B
- 3 x 3 x 8 Square - C
- 3 x 3 x 13 Square - D
- 3 x 10 x 8 Rectangular - E
- 3 x 10 x 13 Rectangular - F
- 3 x 10 x 4 Rectangular - G
- 3 x 3 x 4 Square - H
- Angle Mount - J
- No Console (Dash Mount) - X

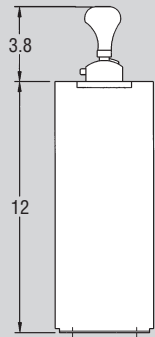
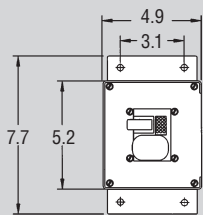
Air Installation Kit

- K - With Installation Kit (48T40826)
- L - Less Installation Kit

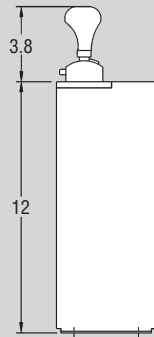
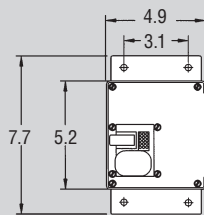
PTO/Pump Control

- AXDX - PTO Auto KO, Center Detent
- MXDX - PTO Man KO, Center Detent
- AXDD - PTO Auto KO, Center & Lower Detent
- MXDD - PTO Man KO, Center & Lower Detent
- ADDD - PTO Auto KO, 3 Pos. Detent
- MDDD - PTO Man KO, 3 Pos. Detent
- XXXX - No Control Valve

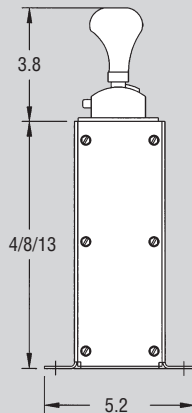
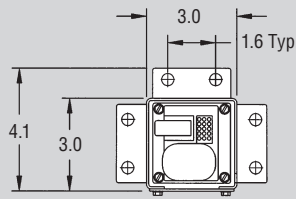
**CONSOLE
TYPE A**



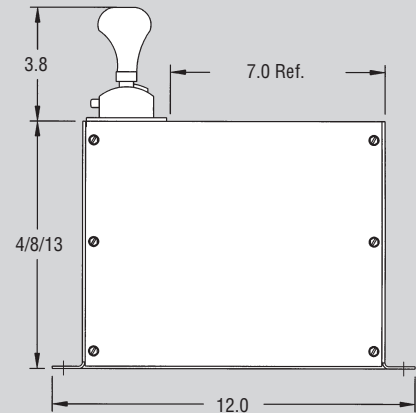
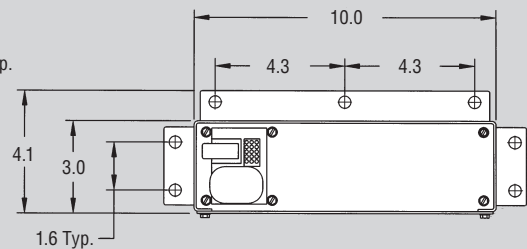
**CONSOLE
TYPE B**



**CONSOLE
TYPE C/D/H**



**CONSOLE
TYPE E/F/G**



PTO/PUMP CONTROL

- | | |
|---------------|------------------------------------|
| 35T40821-AXDX | PTO Auto KO, center detent |
| 35T40821-MXDX | PTO Man KO, center detent |
| 35T40821-AXDD | PTO Auto KO, center & lower detent |
| 35T40821-MXDD | PTO Man KO, center & lower detent |
| 35T40821-ADDD | PTO Auto KO, 3 Pos. detent |
| 35T40821-MDDD | PTO Man KO, 3 Pos. detent |

**CONSOLE
TYPE J**

