

TRACTOR PULL MIXERS

HD Series

MAJOR COMPONENTS



Aggressive Knife



Curved Knife



Triangle Knife



Hiway Commercial Low Pro Super Singles



Hiway Commercial Dual Tires



6720 HD Tornado Auger
Auger Thickness 3/4"



1120 HD Tornado Auger
Auger Thickness 3/4"



1420 HD Tornado Auger
Auger Thickness 3/4"

All Tornado Augers are equipped with 3 different styles of deep serrated, heat treated, tungsten carbide knives. 3 different style of knives depending on your nutrition needs can process any kind of fiber (hay, haylage, silage, straw, byproducts, corn and soybean stalks).

HD Side Door

(Only for model 1720 HD)



HD 2 Speed Gearbox



HD Planetary Gearbox
5 yr warranty



Large Double Entry Safe Viewing Platform



HD Spring Suspension (Hiway Commercial)



Penta TMR the only mixer company that uses all Stainless Steel Conveyors on HD models.

HD Stainless Steel Flip-up Conveyor

Heaviest in the industry



Stainless Steel 3/4" Adjustment Bolts



HD Stainless Steel Dual Conveyor

Heaviest in the industry



Industrial Cast Chain 2x




TRACTOR PULL MIXERS
HD Series

	1420
Double Auger	Y
6 Point Scale	Y
Capacity (Top of Metal) cu/ft	1 400
cu/metre	40
Capacity (with Extension) cu/ft	1 600
cu/metre	46
Trailer Model	Y
Truck Mount	Y
Stationary Model	Y
540 RPM	N/A
1000 RPM	Std.
No 2 - Speed Gearbox (HP)	200
1:3 Regular 2 - Speed Gearbox (170 HP)	Std.
1:5 Low 2 - Speed Gearbox (160HP)	Y
1:8 Super Low 2 - Speed Gearbox (150 HP)	Y
Corner Door-Right Front	Y
Left Rear	Y
Dual Conveyor	Y
Sliding Dual Conveyor	Y
Dog Leg Conveyor (Right or Left Side)	Y
Flip-up Conveyor (Right or Left Side)	Y
Rear Commodity Door	Y
Extra Side Door(s)	Y
Weight-Pounds	26 770
Kilograms	15 939
Single Axle	N/A
Spring Suspension Tandem Axle	Std.
Tri Axle	Opt.
26 x 12-12 Lo Pro on 6 Bolt Rims Tandem	N/A
12.5L x 15 on 8 Bolt Rims	N/A
19/45 x17 Flotation on 8 Bolt Rims	N/A
245/70R x 19.5 Duals on 10 Bolt Rims	Std.
435/50R/19.5 Super Singles	Opt.
500/45 x 20 Luger on 10 Bolt Rims	Opt.
Brakes	Opt.
Lights	Opt.
Thickness Wall - 3/8", Floor - 3/4"	


Model 1420 H.D. Low Pro Trailer
Base Machine




Standard Equipment
Corner Door



Options
Flip-up Conveyor (Right Side)



Flip-up Conveyor (Left Side)



Dual Conveyor

