



BUSH HOG®
Performance You Can Count On™

**SINGLE SPINDLE
ROTARY CUTTERS**



RAZORBACK-SERIES ROTARY CUTTER



AVAILABLE IN RED, ORANGE,
BLUE, AND GREEN

The Razorback-Series has Bush Hog's® legendary durability and reliability built into each of the three models. Ideal for weeds, grass, and up to 1-inch diameter brush, these models are economically priced for use around estates and small farms. The price and value of the Razorback Series units once again prove that nothing beats a Bush Hog®!

Standard Bush Hog® TOUGH Features

-  **TOUGH “C” Channel Sideband** in 10-gauge x 8-inches
-  **TOUGH Laminated Tires** built to last and durable in the roughest conditions
-  **TOUGH Gearbox Rating** PTO of 60 HP
-  **TOUGH Floating Top Hitch Link** with a 3-point lift
-  **TOUGH Cutting Widths** from 4 to 6-feet and up to 1-inch diameter
-  **TOUGH Bush Hog® Blades** built to tear through varied vegetation



SPECIFICATIONS

MODELS	BH4	BH5	BH6
Cutting Width	4-feet	5-feet	6-feet
Cutting Capacity	Up to 1-inch Diameter		
Cutting Height (Minimum)	2-inches		
Type Hitch	3-Point Lift, ASAE Cat. 1 Standard		
Deck Thickness	14-gauge	12-gauge	12-gauge
Side Bands	“C” Channel, 10-gauge x 8-inches		
Driveline	ASAE Cat. 3		
Gearbox Rating (PTO)	60 HP*		
Tractor PTO Speed	540 RPM		
Driveline Protection	Shearbolt or Slipclutch		
Bladeholder	Oval Pan		
Blades	1/2-inch X 3-inches		
Blade Tip Speed	14,632 FPM	15,497 FPM	14,307 FPM
Tires	Laminated		
Tractor PTO HP (Minimum)	15 HP	20 HP	25 HP
Front and Rear Deflectors	Rubber front, Rear metal band		
Approximate Weight	393-lbs.	491-lbs.	577-lbs.
Warranty	1-year limited warranty		
Gearbox Limited Warranty	3-years		

*Field Performance Rating.

BH10-SERIES ROTARY CUTTER



Grass, weeds, and small brush are no match for these authentic Bush Hog® built cutters. Available in 5-foot, 6-foot, and 7-foot cutting widths, the BH10 Series Rotary Cutters are designed to deliver superior performance in tough conditions, day after day, year after year.

Bush Hog® TOUGH Features

🐾 **TOUGH Below Deck Structure** of strongbacks and gearbox stand allows for a smooth top deck which sheds water and debris.

🐾 **TOUGH Side Bands** with welded skids are continuously welded and tied together through the integrated gearbox stand.

🐾 **TOUGH Rear Band** is continuously welded and curved to resist bending going forward and backing up.

🐾 **TOUGH Tail Wheel Beam** has 3/16-inch wall and is clamped between two heavy steel plates for a secure fit to resist side loads during turns.

🐾 **TOUGH Bush Hog® Blades** made especially for Bush Hog® feature the unique Bush Hog® brand, and they are forged and heat treated for long-lasting sharpness.

🐾 **TOUGH Bush Hog® Gearboxes** that survived our impact test, unbalanced test, and durability test. The splined output shafts with tapered roller bearings resist thrust and side loads as the pan pushes the cutter up or to the side of large obstacles like rocks or stumps.

🐾 **TOUGH Laminated Tail Wheel** with laminated style rubber featured on larger Bush Hog® cutters that clear fields.

🐾 **TOUGH Full Length Skids** with 1/4-inch skids run one-half the length of the deck to protect side bands and add strength that resists bending.

Cutter Size	Gauge of Deck	Depth of Side Band
BH15	11-gauge	9 3/4-inches
BH16	10-gauge	9 3/4-inches
BH17	10-gauge	10 1/4-inches


BH10-SERIES ROTARY CUTTER



BH17

All models available
in tractor colors.

Shown with optional Quick Hitch.



BH16



BH15

Front and rear deflectors or chain shieldings available.

Nothing Beats a Bush Hog®!

Bush Hog® brand rotary cutters are famous for their durability...so famous that there are many imitations. Do not be disappointed! Only Bush Hog® rotary cutters are tough enough to wear the Bush Hog® brand. Be sure you buy authentic Bush Hog® brand rotary cutters...the original and still the toughest, built to last!



Slip Clutch

- Ideal for pasture clipping and grass cutting
- Cut saplings up to 2-inch diameter
- Easy to operate
- All models except BH17 attach with Category I standard or optional quick hitch, the BH17 uses Category I or II standard and quick hitch.
- Laminated tire with bearings on all models
- Shear pin or slip clutch protection on BH15 and BH16
- Slip clutch standard on BH17

SPECIFICATIONS

MODELS	BH15	BH16	BH17
Cutting Width	5-feet	6-feet	7-feet
Cutting Capacity	2-inches	2-inches	2-inches
Cutting Height	2 to 12-inches	2 to 12-inches	2 to 12-inches
Dimensions (width x length)	5-feet 5-inches x 8-feet 1-inch	6-feet 5-inches x 9-feet 2-inches	7-feet 5-inches x 10-feet 6-inches
Type Hitch	Cat I Standard or Quick Hitch Option	Cat I Standard or Quick Hitch Option	Cat I or II Standard and Quick Hitch
Deck Thickness	11-gauge	10-gauge	10-gauge
Sidebands	9 3/4-inches x 11-gauge	9 3/4-inches x 10-gauge	10 1/4-inches x 10-gauge
Driveshaft	ASAE Cat 3	ASAE Cat 3	ASAE Cat 4
Gearbox	65 HP	65 HP	130 HP
Tractor PTO Speed	540 RPM	540 RPM	540 RPM
Driveline Protection	8 x 50-mm Metric Gr. 8.8 shearbolt Slip Clutch/Optional	10 x 55-mm Metric Gr. 8.8 shearbolt Slip Clutch/Optional	Slip Clutch Standard
Blade Holder(s)	Oval type	Oval type	Oval type
Blades	1/2 x 4-inch uplift	1/2 x 4-inch uplift	1/2 x 4-inch uplift
Blade Tip Speed (Feet Per Minute)	14,369 FPM	14,969 FPM	14,420 FPM
Tires	Laminated	Laminated	Laminated
Tractor HP Range	25 - 40 PTO	30 - 45 PTO	50 - 70 PTO
Safety Shielding	Front & Rear Deflectors or Chains	Front & Rear Deflectors or Chains	Front & Rear Deflectors or Chains
Approximate Weight	636-lbs.	764-lbs.	1024-lbs.
Warranty	1-year limited warranty with a 5-year gearbox limited warranty		
FEATURES	Floating Frame Hitch • High blade tip speeds • Available in major tractor colors		

BH20 SERIES ROTARY CUTTER





Bush Hog®'s Famous Reliability In A Medium-Duty Cutter


Bush Hog®'s BH20 Series Rotary Cutters bring our famous reliability to brush cutting and weed and grass mowing for farms, estates, and highway right-of-way mowing. Built with Bush Hog®'s tough features, this series delivers superior performance the first day on the job and for years to come.

Bush Hog® TOUGH Features

 **TOUGH EZ Clean Sloped 10-Gauge Decks** built to eliminate trash build up and water traps.


 **TOUGH 1/4-inch Sidebands** are continuously welded. Formed of 1/4-inch thick steel, they are 12 1/2-inches deep and able to handle large volumes of material.

 **TOUGH Replaceable** Full Length 1/4-Inch Skids run one-half the length of the deck to protect side bands and add strength that resists bending.

 **TOUGH Bush Hog® Gearboxes** that survived our impact test, unbalanced test, and durability test. The splined output shafts with tapered roller bearings resist thrust and side loads as the pan pushes cutter up or to the side of large obstacles like rocks or stumps.

 **TOUGH Powder Coat Paint** in colors that match today's tractors is baked on to resist rust and nicks through years of rugged work.

 **TOUGH 5-Year Gearbox Limited Warranty** comes with each new BH20 Series Cutter.

 **TOUGH Tail Wheel Beam** has 3/16-inch wall and is clamped between two heavy steel plates for a secure fit to resist side loads during turns. Dual tail wheels available on BH27.

Model	Cutting Width	Minimum Tractor HP
BH25	5-feet	35 PTO
BH26	6-feet	45 PTO
BH27	7-feet	55 PTO

BH20 SERIES ROTARY CUTTER



Quick Detach Gearbox Shield



Solid Deck Reinforcements.


Decks are reinforced with internal 7-gauge steel strongbacks that run the full length of the deck, tying together the entire structure with the gearbox stand. Bush Hog® blade pans are round to allow the cutter to float over field obstructions.



Adjustable Slip Clutches
are standard equipment



Floating Hitch for
uneven terrain



Shown with Front
& Rear Deflector
Selection

- EZ Clean Sloped 10-Gauge Decks
- 1/4-inch Sidebands
- 5-Year Gearbox Limited Warranty
- Replaceable Full Length Skids
- 130 HP Bush Hog® Gearbox
- Powder Coat Paint
- Durable Tailwheel Beam



BH27 with Dual Tail Wheels Shown with Chain Shielding Selection

SPECIFICATIONS

MODELS	BH25	BH26	BH27
Cutting Width	5-feet	6-feet	7-feet
Cutting Capacity	3-inch diameter	3-inch diameter	3-inch diameter
Cutting Height	1 1/2 to 10 1/2-inches	1 1/2 to 10 1/2-inches	1 1/2 to 10 1/2-inches
Dimensions (transport width x length)	5-feet 6-inches x 8-feet 8-inches	6-feet 6-inches x 9-feet 8-inches	7-feet 6-inches x 10-feet 8-inches (single wheels) 10-feet 1-inch (double wheels)
Type Hitch	3 Point Cat. I, Cat. II Standard & QH	3 Point Cat. I, Cat. II Standard & QH	3 Point Cat. II, Cat. III Standard & QH
Deck Thickness	10-gauge	10-gauge	10-gauge
Sidebands	1/4 x 12 1/2-inches	1/4 x 12 1/2-inches	1/4 x 12 1/2-inches
Driveshaft	ASAE Category 4	ASAE Category 4	ASAE Category 4
Gearbox	130 HP	130 HP	130 HP
Tractor PTO Speed	540 RPM	540 RPM	540 RPM
Driveline Protection	Slip Clutch Standard	Slip Clutch Standard	Slip Clutch Standard
Blade Holder(s)	Round	Round	Round
Blades	1/2 x 4-inches uplift	1/2 x 4-inches uplift	1/2 x 4-inches uplift
Blade Tip Speed	14,600 FPM	15,000 FPM	14,450 FPM
Tires	Single Laminated	Single Laminated	Single or Dual Laminated
Minimum Tractor HP	35 PTO	45 PTO	55 PTO
Safety Shielding	Front and Rear Deflectors or Front and Rear Chains		
Approximate Weight	906-lbs.	1095-lbs.	1328-lbs.
Warranty	1-year limited warranty with a 5-year gearbox limited warranty		
FEATURES	Available in major tractor colors		

Warning: For non-agricultural use, OSHA, ASAE, SAE, and ANSI standards require the use of chain guards or other protective guards at all times. Bush Hog® strongly recommends the use of such guards for agricultural uses as well, to reduce the risk of property damage, serious bodily injury or even death from objects thrown out by or from contact with the cutting blades.


BH-320 SERIES ROTARY CUTTER




Bush Hog®’s “Original” Heavy-Duty Cutters Are Better Than Ever


Bush Hog®’s 300 “Original” Series Rotary Cutters helped build the Bush Hog® reputation for performance you can count on. Now the new Bush Hog® 320 “Original Plus” Series Rotary Cutters offer even more performance the first day on the job and for years to come.


Bush Hog® TOUGH Features


 **TOUGH Sloped Deck.** Improved sloped deck design sheds water and debris to increase deck life.


 **TOUGH Deck Reinforcements.** Decks are reinforced with internal 7-gauge steel strongbacks that run the full length of the deck tying together the entire structure with the gearbox stand.


 **TOUGH Bush Hog® Materials.** 326 and 327 decks are 7-gauge thick steel. Strongbacks are 7-gauge steel.


 **TOUGH Bush Hog® Gearboxes.** 326 and 327 gearboxes are the same rugged gearboxes used on thousands of Bush Hog® flex wing cutters. Rated at 210 HP, they have the highest rating in their class. They are built to exacting Bush Hog® specifications and embossed with the Bush Hog® brand. Both models come with the TOUGH Bush Hog® 5-year limited gearbox warranty.


 **TOUGH Sidebands.** Sidebands are strong and deep. Formed of 1/4-inch thick steel, they are 12 1/2-inches deep.

 **TOUGH Blade Pans.** Blade pans are 7-gauge steel formed in dished shape for extra strength.

 **TOUGH Bush Hog® Blades.** Built of heat treated alloy steel, blades are genuine Bush Hog® and have been refined based on years of Bush Hog® experience in rugged, real world conditions.

 **TOUGH Tail Wheel Assembly.** Heavy-duty tail wheel assemblies are standard on both models. 327 comes equipped with a heavy-duty axle and dual wheels for both lift and pull models. Both lift and pull models come with laminated tires that are built for rugged conditions.

 **TOUGH Heavy-Duty Gearbox Stand.** An integral part of the cutter's structure, the gearbox stand runs between the strongbacks.

 **TOUGH Category 5 Driveline.** Rugged ASAE Cat 5 drivelines are standard on both 320 Series "Original Plus" cutters.

The "Plus" In Bush Hog® 320 "Original Plus" Series Rotary Cutters

New sloped deck design	+
New internal strong backs	+
New deeper sidebands	+
New standard heavy-duty tail wheel	+
New standard heavy-duty Cat. 5 driveline	+
New flip-up shield for easy clutch service	+

BH-320 SERIES ROTARY CUTTER

TOUGH Category 5 Driveline



TOUGH Tail Wheel Assembly



Authentic Bush Hog® Gearbox

Look for the Bush Hog® embossed on the gearbox. Only Bush Hog® cutters are equipped with Bush Hog® designed gearboxes. The Bush Hog® 320 “Original Plus” Series heavy-duty cutters feature the highest rated gearboxes in their class—210 HP.



TOUGH Bush Hog® Materials

TOUGH Blade Pans

TOUGH Deck Reinforcements

TOUGH Bush Hog® Blades

TOUGH Heavy-Duty Gearbox Stand



Shown with front and rear chain shielding.

Bush Hog® 300 “Original” Series Heavy-Duty Cutters helped make the Bush Hog® name famous. Often copied, never equaled, they set the standard for heavy-duty cutters. The new and improved Bush Hog® 320 “Original Plus” Series Heavy-Duty Cutters are called the “Original Plus” because they deliver all the performance and reliability of the “Original” Series plus more. Be sure you get authentic Bush Hog®.

Built To Last.

Bush Hog® TOUGH

320 “Original Plus” Series

Heavy-Duty Rotary Cutters



**327 Lift Type
Cushioned Axle**

SPECIFICATIONS

MODELS	326	327
Cutting Width	6-feet	7-feet
Cutting Capacity	Up to 4-inches in diameter	
Cutting Height	2 - 12-inches	2 - 12-inches
Dimensions (width x length)	78 x 118 1/2-inches	90 x 131-inches
Type Hitch	HD 3 Point Category Cat. I & II standard and Quick Hitch	HD 3 Point Category Cat. II & III standard
Deck Thickness	7-gauge	7-gauge
Sidebands	1/4 x 12 1/2-inches	1/4 x 12 1/2-inches
Driveshaft	ASAE Cat 5	ASAE Cat 5
Gearbox	Heavy duty (210 HP)	Heavy duty (210 HP)
Tractor PTO Speed	540 RPM	540 RPM
Driveline Protection	Slip Clutch Standard	Slip Clutch Standard
Blade Holder(s)	Round	Round
Blades	1/2 x 4-inch, heat treated	1/2 x 4-inch, heat treated
Blade Tip Speed	13,996 FPM	11,875 FPM
Tires	Laminated	Laminated, dual - Lift
Minimum Tractor HP	60 PTO	70 PTO
Front and Rear Deflectors	Chain Shielding is Standard, Single Row or Double Row	
Approximate Weight	1400-lbs.	1950-lbs. Lift
Warranty	1-year limited warranty with a 5-year gearbox limited warranty	
Options		Manual or hyd. adjustment
FEATURES	Floating A Frame	

SPECIFICATIONS SUBJECT TO CHANGE WITHOUT NOTICE

Built
BUSH
HOG
TOUGH
in Selma Alabama



2501 Griffin Ave.
Selma, Alabama 36703
Tel: (800) 363-6096
Fax: (334) 874-2701

www.bushhog.com