

PRECISION AIR™ 5 SERIES AIR CARTS NEW 2015 PREVIEW





Precision Air 4955 cart.



Precision Air 2355 air cart
with Precision Disk™ 500 drill



Precision Air 3555 air cart
with Precision Hoe 800 drill.

ACCURACY. PRODUCTIVITY. RELIABILITY.

YOU ASKED FOR IT. WE BUILT IT.

Introducing the new Case IH Precision Air 5 series air carts with new features and systems designed to meet the needs of growers like you.

Growers have told us they need air carts with more capacity to match up with larger drills and higher horsepower tractors. We listened. The seven new Precision Air 5 series carts boast capacities from 350 to 950 bushel and are available in tank configurations with two or three compartments plus a 25 or 35 bushel auxiliary tank option to meet your input needs.

Growers like you have told us they need more precision and accuracy. We bring you the new Case IH AccuSection™ modular metering control system that controls and meters each primary run separately – applying seed, fertilizer or granular products, as you choose, in a single pass.

And of course, who doesn't want reliability and features that help you be more productive?

Precision Air 5 series carts feature:

- Corrosion-resistant tanks and meters for years of reliable service, even with dry fertilizers.
- Twenty-four volt, independent meter drive motors provide ample power and torque for precise rate control and adjustment.
- Three available auger or conveyor systems decrease fill times and get you back in the field quicker.
- A new master shut-off feature allows for meter servicing without having to empty the air cart's contents.

Welcome to the all-new Case IH Precision Air carts lineup.



Precision Air 4585 air cart with Flex Hoe 700 drill.

MODEL	PRECISION AIR 2355	PRECISION AIR 3445	PRECISION AIR 4465	PRECISION AIR 3555	PRECISION AIR 4585	PRECISION AIR 4765	PRECISION AIR 4955
SPECIFICATIONS							
Tow Position	Tow-behind/Tow-between					Tow-behind	
Capacity	350 bu. (123334 L)	435 bu. (15329 L)	460 bu. (16210 L)	555 bu. (19558 L)	580 bu. (20439 L)	760 bu. (26782 L)	950 bu. (33477 L)
Compartments	2	3	4	3	4		
PRODUCT DELIVERY							
Meter Drive System	AccuSection Multi-Segment/Variable rate metering						
Tank Fill Options	Standard auger	Standard/Deluxe option		Deluxe/Conveyor option		Conveyor	
Auxiliary Tank Fill	N/A		Pneumatic-air delivery	N/A	Pneumatic-air delivery		
TRACTOR HP REQUIREMENT (CART ONLY; ADDT'L REQUIRED FOR DRILL)							
Single Shoot	60	70	75	85	90	115	140
Double Shoot	90	100	105	115	120	145	170




Narrow meter cartridge for small seeds like canola and mustard.




Half-width cartridge for seeds such as flax, lentils and hybrid rice.



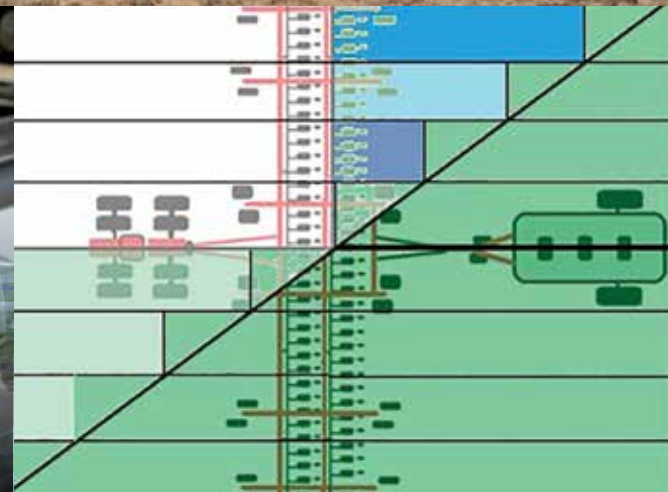
Full-width cartridge for larger seed crops such as soybeans, large beans and wheat.



Meter module bank.



Quickly and easily choose primary runs.



ACCUSECTION CONTROL SAVES ON INPUTS.



The patented and exclusive AccuSection Control (ASC) system helps you get the most out of your inputs and enhance yield characteristics by shutting off rows or sections to avoid over-seeding and over-application of fertilizer. Using AFS AccuGuide™ autoguidance, the system turns off air drill sections automatically when you enter areas that have already been seeded, or at headland turns, point rows, 'prairie ponds', and sloughs. Growers who have upgraded spraying equipment to include section and nozzle control systems have realized from 7 to 15 percent savings on product use. In the same way, AccuSection control can help you diminish costly over-application of seed and fertilizer.

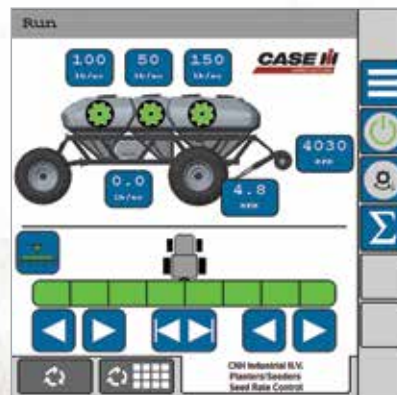
EFFICIENT, FLEXIBLE METERING.

Apply seed, fertilizer or granular products, as you choose, in a single pass. Your choice of single shoot or double shoot to place seed and fertilizer separately in a single operation. Dual fans are standard on double shoot models.

The AccuSection modular metering control system offers industry-leading precision and accuracy using a type B distribution system that meters each primary run separately using a patented, independent, 24-volt electric-drive motor with integrated controls. Controlled through the AFS Pro 700 control center, the new system allows more blending flexibility – from any tank to any primary run – with wider product rate ranges.

VARIABLE RATE APPLICATION CONTROL.

Vary seed and/or fertilizer application rates to better manage field variability using your pre-loaded prescription maps generated with AFS software. GPS position is communicated to the rate controller which varies application rates by zone, based on your prescription map criteria like soil pH, fertility, irrigation, etc. Plus you'll be recording new application data at the same time.



MODULAR METER CARTRIDGES.

The new meters have a modular cartridge design that allows each primary run to have its own individual metering segment, making it easier to adjust for different seed or fertilizer sizes. The meters are constructed of noncorrosive materials, so they will provide many years of reliable service, even with dry fertilizers.

METER MODULES MAKE SEED DELIVERY ADJUSTMENTS EASY.

The meters are arranged in three horizontal gates that are designed to make it easy to adjust from double to single shoot operation, mix different tanks with different shoots and calibrate and/or clean out the tanks. Each meter module assembly bank has a series of gates that can be opened or closed from a single location to achieve desired configuration. All tanks can be emptied or calibrated without removing meter cartridges.

FAST, CONVENIENT FILLING IN THE FIELD.

The standard 10-inch-diameter auger has a longer hopper at the bottom for improved access under trucks during seed or fertilizer transfer.

The deluxe auger system, which is optional on the Precision Air 3445 and 4465 and standard on the 3555 and 4585, features a wireless remote control for easier auger positioning to all tank openings without having to move the hopper.

A new conveyor system – standard on the Precision Air 4765 and 4955 and optional on the 3555 and 4585 – handles seed smoothly and gently and fills tanks nearly twice as fast as the deluxe auger system. With this system, you can fill a new Precision Air 4955 in under 15 minutes, which means more productivity with every fill. The conveyor system also provides remote control operation.

Both the deluxe auger and conveyor systems are designed to allow the hopper to remain in the same spot while moving the spout from one tank opening to the next.

The auxiliary tank uses smooth air flow for ground filling – no need to carry bags up a ladder or use a lifting platform.



**Standard auger – 29 bu/min. fill rate
Deluxe auger – 44 bu/min. fill rate**



**Conveyor:
– 88 bu/min. fill rate (4765 & 4955 carts)
– 60 bu/min. fill rate (4555 & 4585 carts)**



**Fill the auxiliary tank
from bulk totes or
individual bags.**



Patented cam linkage automatically keeps the hopper in one spot while the spout moves across the top of the cart.

ACCESSIBILITY AND VISIBILITY.

Larger tank openings, low-profile lids and heavy-duty interior ladders provide easier access for operators, while a new over-center tank lid lock system ensures a tight seal.

The new durable, folding stairway system with solid handrails and slip-resistant treads connects with a heavy-duty catwalk above the tanks that keeps the operator up and out of the dusty environment that can occur at the fill hatch level. Railings fold down without tools for easy storage and transport. The internal tank ladder gives you easy access for inspection or maintenance.

A beefed-up optional LED lighting package provides better operating visibility, for a clearer view when filling or servicing the cart during nighttime operations.

In-tank and rearview cameras are available for even better visibility to every angle of your operation.

SPECIFICATIONS	PRECISION AIR 2355	PRECISION AIR 3445	PRECISION AIR 4465	PRECISION AIR 3555	PRECISION AIR 4585	PRECISION AIR 4765	PRECISION AIR 4955
Tow Position	Tow-behind/Tow-between					Tow-behind	
Capacity	350 bu. (123334 L)	435 bu. (15329 L)	460 bu. (16210 L)	555 bu. (19558 L)	580 bu. (20439 L)	760 bu. (26782 L)	950 bu. (33477 L)
Compartments - Polyethylene Roto-Molded	2	3	4	3	4		
Auxiliary Tank Material	N/A		Steel	N/A		Steel	
Tank Compartment Size - US Bushels	160/190 bu.	140/105/190 bu.		190/105/260 bu.		230/170/325 bu.	325/170/420 bu.
Weight Tow-Behind (Empty)	14,351 lbs. (6510 kg)	16,330 lbs. (7407 kg)	17,622 lbs. (7993 kg)	18,328 lbs. (8254 kg)	19,620 lbs. (8899 kg)	21,494 lbs. (9750 kg)	31,438 lbs. (14260 kg)
Weight Tow-Between (Empty)	14,380 lbs. (6523 kg)	16,130 lbs. (7316 kg)	17,382 lbs. (7884 kg)	15,774 lbs. (7104 kg)	17,026 lbs. (7723 kg)	N/A	
PRODUCT DELIVERY							
Type	Type B primary division at meter and secondary division on seeding implement						
Shoot Configuration	Double shoot (2 fans) standard (52 gpm max. hydraulic flow required) / Single shoot (1 fan) optional (26 gpm max. hydraulic flow required)					Double shoot (2 fans) standard	
Number of Meter Modules	Up to 8-runs						
AccuSection™ Control	Standard manual sectional control by individual meter with optional automated sectional control (requires Task Controller and GPS receiver)						
Meter Drive System	AccuSection Multi-Segment/variable rate metering						
Tank Fill Options	Standard auger	Standard/deluxe option		Deluxe/conveyor option		Conveyor	
Auxiliary Tank Fill	N/A		Pneumatic-air delivery	N/A		Pneumatic-air delivery	
Monitor System	AFS Pro 700 or ISO 11783 (ISOBUS Compliant) display required for operation						
Sensors	Low bin level, ultrasonic bin level sensor (optional dealer installed attachment), tank and meter pressure (dealer installed attachment), wheel speed, GPS speed (optional)						
TIRES							
Base Front	500/50R17 149D I2 Dual castor			18.4-38 8PR R-1 Single		650/75R38 172A8 R-1W Single	800/70R38 176A8 R-1W Single
Front Hi-Flotation (Optional)	600/40-22.5 16PR I3 Dual castor			650/75R38 172A8 R-1W Single		800/70R38 176A8 R-1W Single	N/A
Base Rear - Tow-Behind	650/75R38 172A8 R-1W Single	800/65R32 167A8 R-1W Single		900/60R32 176A8 R-1W Single		800/70R38 CHO 181A8 R-1W Single	800/70R38 176A8 R-1W Dual
Rear Hi-Flotation - Tow-Behind (Optional)	800/65R32 AC70H Single	650/75R38 172A8 R-1W Dual		650/75R38 172A8 R-1W Dual		800/70R38 176A8 R-1W Dual	800/70R38 CHO 181A8 R-1W Dual
Base Rear - Tow Between	650/75R38 172A8 R-1W Single	800/65R32 167A8 R-1W Single		800/70R38 CHO 181A8 R-1W Single		N/A	N/A
Rear Hi-Flotation - Tow-Between (Optional)	650/75R38 172A8 R-1W Dual	650/75R38 172A8 R-1W Dual		650/75R38 172A8 R-1W Dual		N/A	N/A
DIMENSIONS							
Height - with Handrails Folded Down/Up	12 ft. 10 in. (3.91 m) / 15 ft. 8 in. (4.78 m)			13 ft. 4 in. (4.06 m) / 15 ft. 8 in. (4.78 m)		15 ft. 8 in. (4.78 m) / 17 ft. 6 in. (5.33 m)	
Width - Std. Floatation	13 ft. 10 in. (4.22 m)	18 ft. 5 in. (5.61 m)		15 ft. 2 in. (4.64 m)		14 ft. 11 in. (4.53 m)	21 ft. 2 in. (6.45 m)
Width - High Floatation	13 ft. 10 in. (4.22 m)	18 ft. 5 in. (5.61 m)		18 ft. 5 in. (5.61 m) (TBH) 21 ft. 2 in. (6.46 m) (TBT)		19 ft. 5 in. (5.92 m)	N/A
Length - Tow-Behind, with hitch installed	22 ft. 2 in. (6.76 m)	25 ft. 3 in. (7.7 m)		44 ft. 4 in. (13.51 m)		37 ft. 8 in. (11.48 m)	46 ft. 8 in. (14.22 m)
Length - Tow-Between	26 ft. 9 in. (8.15 m)	34 ft. 9 in. (10.59 m)		40 ft. 4 in. (12.29 m)		N/A	
Ground Clearance	25 in. (635 mm)						

Ask your dealer about available LED work light and camera packages.



Specifications are subject to change without notice. CNH Industrial America LLC reserves the right to make improvements in design and changes in specifications at any time without notice and without incurring any obligation to install them on units previously sold. Specifications, descriptions and illustrative material herein are as accurate as known at time of publication, but are subject to change without notice. Availability of some models and equipment builds varies according to the country in which the equipment is used.

©2015 CNH Industrial America LLC. All rights reserved. Case IH is a trademark registered in the United States and many other countries, owned by or licensed to CNH Industrial N.V., its subsidiaries or affiliates.

CIH06221501