





## SSL

Forestry tiller with a max grinding diameter of 12 inches for tractors between 100 and 220 HP.

**Standard equipment:** gear transmission, PTO driveshaft with cam clutch, gearbox with freewheel, hydraulic rear hood.

**Options:** hydraulic top link, hydraulic support roller for height adjustment, KIT - Filtration System.

**Notes:** For the correct usage, a creeper gear transmission is recommended.



## SSL

Model	Tractor HP min	Tractor HP max	PTO rpm	Working width inches	Overall width inches	Weight lbs	Grinding diameter inches (max)	Working depth inches (max)	Teeth q.ty/type B/3+C/SS
SSL 150	100	160	1000	62	74	4586	12	12	54+4
SSL 175	110	160	1000	72	83	4983	12	12	66+4
SSL/DT 200	120	220	1000	81	93	5777	12	12	74+4
SSL/DT 225	130	220	1000	91	102	6196	12	12	82+4
SSL/DT 250	140	220	1000	100	112	6593	12	12	96+4


Data refers to the machine without options.



Tooth type B/3



Tooth type G/3 (option)



Tooth type C/SS (side scraper)