


Teagle

TOMAHAWK

Bale Processors



FLOW PLUS SYSTEM

BEDDING • FEEDING • PROCESSING


Contents

Benefits	page 1
Tomahawk 7100	page 2
Features	page 3
Tomahawk 8100	page 4
Options	page 5
Tomahawk 8500	page 6
Dual Chop	page 7-8
Tomahawk 1010	page 9
Quality by design	page 10
Specifications	page 11-12



Established engineering excellence

Teagle Machinery Ltd was established over 70 years ago, manufacturing the first Tomahawk bale shredder in 1983.



We remain a family business focussed on meeting the needs of our customers whether just around the corner, or in one of the 35 countries worldwide to which we regularly ship machinery.

From the outset, our machinery has been designed to be simple, robust and easy to use. We still stand by these values, with all our products being tested extensively on farms throughout the world to ensure that they perform reliably day-in day-out, under the toughest conditions.

The company now employs around 140 people, most of whom are based at our 150,000sq^{ft} production facility in Cornwall, England.

Teagle

we're right behind you



TOMAHAWK Range



The Teagle Promise

Performance - Tomahawks are stronger and process materials faster, saving you both time and money.

Tried and Tested - Bales vary in material and size, which is why we test, test and test again with the toughest bales on farms around the world.

Reliability - With simple, robust driveline and controls, the Tomahawk works harder for you 24/7 - every week of the year.

Versatile Convenience - Whether feeding or bedding, Tomahawks reach the parts that other bale processors can't.

Residual Value - The highest quality build and finish means that Tomahawks hold their value for longer. Quality components are used throughout with steel parts being pre-treated and powder coated.

FLOW PLUS SYSTEM

NOW AS STANDARD

- Greater output than ever before.
- Consistent and even feed rate, even with the most difficult materials.
- Controlled delivery of material at low fan speeds.



7100



8100



8500



1010

Why own a Teagle bale processor?

Saving you time and money!

1 For Bedding

Labor saving - one person can quickly and easily bed livestock.

Save straw - users regularly report up to 30% savings. Straw is spread evenly across the entire bedding area. Only spread as much straw as is required in each pen.

Cleaner and healthier livestock straw is lightly shredded for improved moisture absorbance. Because straw is not chopped the bed retains its structure to provide hygienic lying areas. Straw is incorporated with the muck more evenly for improved field application.

Safer bedding - no need to enter the pen.

Alternative materials - corn stalks, soya bean straw and other low value materials can be processed.

2 For Feeding

One machine, two jobs bed down and feed with all Tomahawk models

Versatility - If you can bale a crop, we can shred it! Feed bunker or baled silage*, hay and root crops.*

Improve palatability - users report increased feed conversion of shredded bale silage.

Livestock cannot be selective wastage is reduced.

**except Dual Chop*

3 For Processing

Pre-process straw for mixer wagons using our unique 'Dual Chop' system.

Improve efficiency - reduces mixer wagon processing time.

Effective feed conversion precision cut straw stimulates digestion.

Prevent over-processing of silage in a Total Mixed Ration.

Process on demand - no need to stockpile.

4 Value for money - Impressive Payback

Existing Teagle Tomahawk owners are fully aware that the product can give an excellent return on investment in a very short time. All factors must be considered including commodity values, tractor operating costs, hourly labor rates and improved livestock welfare, all of which make the Tomahawk a hands down winner.



Compact Performance

The 7100 offers unrivalled capacity and excellent performance from a mounted machine, without impeding maneuverability and visibility.



FEEDS

Baled Silage/Hay

SPREADS

Straw up to 65'

CAPACITY

70 Bushels

DUAL CHOP OPTION

See page 7 - 8



Fitted with optional trailed kit.

Standard Equipment:

- Electronic in-cab controls
- Swivel chute with 280° rotation
- Single crossbeater
- Adjustable feed slide on swivel chute model
- High pressure hydraulic filter
- Slip and overrun clutch on PTO
- Bed speed indicator

Options:

- Side discharge chute
- Road lighting kit
- Tailgate extension - recommended for full size rectangular bales
- Wide Angle PTO (for trailed models)
- Trailed or castor wheels
- Remote tailgate switch

For option details see page 5 See specifications page 11-12 for bale capacities

Features




1 Fingertip control

Robust intuitive electric controls for straightforward trouble free control.



2 Easy loading

Tailgate is flared for easy self-loading and is supported by two hydraulic rams to enable the heaviest of bales to be loaded.



3 Heavy duty bed chain

Heavy duty bed chain with slats attached by 'U' bolts for easy maintenance. Grippers welded onto slats ensure positive bale feed.



4 Visual feedback

Indicator provides the operator with visual indication of bed chain speed.



5 Robust transmission

Chain drive to crossbeater ensures reliable transmission of maximum power.



6 Consistent output

The bale restraint design works with the grippers on the slats to give a good tumbling action, ensuring a consistently high discharge rate with all materials.



7 Improved delivery

Large diameter fan with eight wide paddles deliver enormous air flow.



8 Easy maintenance

If a foreign object causes damage to the paddles they can be unbolted, repaired or replaced without removing the fan or splitting the machine.



The Market Leader

The most popular bale processor on the market. Our progressive engineering delivers outstanding reliability and performance.



FEEDS

Silage/Baled Hay

SPREADS


Straw up to 65'

CAPACITY

100 Bushels

DUAL CHOP OPTION

See page 7 - 8



Swivel chute with 280° rotation

Standard Equipment:

- Electronic in-cab controls
- Swivel chute with 280° rotation
- Single crossbeater
- Adjustable feed slide on swivel chute model
- High pressure hydraulic filter
- Slip and overrun clutch on PTO
- Bed speed indicator
- 10.5/15 wheels

Options:

- Side discharge chute
- Road lighting kit
- Remote tailgate switch
- Tailgate extension
- Wide angle PTO
- 11.5/15 Wheels

For option details see page 5 See specifications page 11-12 for bale capacities

Options



1 Road lighting kit*

Essential for highway use, the front and rear markers ensure that you operate safely when travelling between units.



2 Remote control tailgate & bedchain switch*

Load bales without having to return to the tractor cab, ideal when removing netting or wrap.



3 Greedy Boards

Increase capacity for loose materials (on the 8100, 8150, 8500 & 8550 models).



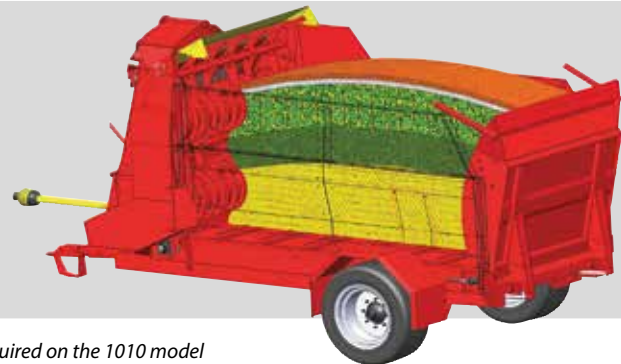
4 Tailgate Extension †

Increase capacity and ease of loading, attaches easily to a standard tailgate.



5 Weigh Cells**

Monitor your input costs with the programmable weigh cell option on the Tomahawk 1010.



*Standard on the 1010 model **Only available on the 1010 model † Not required on the 1010 model

Chute options



1 Side chute

Deliver only to the right hand side, with slightly greater blow distance than the swivel chute. Discharge height is lower for easier access to buildings. Chute can be raised or lowered as required.



2 Swivel chute

For flexibility of delivery, the chute rotates 280° allowing material to be directed to where it is needed. An adjustable feed slide is fitted for accurate placement of feed materials.



3 Swivel chute extension

To deliver material behind the Tomahawk 1010 the optional swivel chute extension is required.

The Professionals' Choice

A wider body for greater capacity and easier loading of 5ft wide bales. Industrial grade durability is provided by a wear resistant steel plate in the fan housing. Suitable for corn stalks.

FEEDS

Silage/Baled Hay

SPREADS

Straw/Corn stalks
up to 80'

CAPACITY

125 Bushels

DUAL CHOP OPTION

See page 7 - 8



Standard Equipment:

- Electronic in-cab controls
- Swivel chute with 280° rotation
- Single crossbeater
- Adjustable feed slide on swivel chute model
- Remote tailgate switch
- High pressure hydraulic filter
- Slip and overrun clutch on PTO
- Bed speed indicator
- 10.5/15 wheels

Options:

- Side discharge chute
- Road lighting kit
- Tailgate extension
- Wide angle PTO
- 11.5/15 Wheels

For option details see page 5 See specifications page 11-12 for bale capacities

Dual Chop

Chop short/spread long at the touch of a button

The 'Dual Chop' system incorporates a set of retractable blades that can be repositioned at the touch of a button, changing straw output from short chop (around 1½") to no chop, and back again when desired in a matter of seconds.



'Dual Chop' mechanism in short chop position

- 1 Crossbeater**
Straw is teased from the bale by hooks positioned on the crossbeater.
- 2 Blades**
When the blades are lowered, straw is chopped using a scissor action.
- 3 Screen**
The straw then passes over a screen located behind the knife cassette. If the straw is too long it is recirculated through the blades by the crossbeater.
- 4 Blanking plate**
When the blades and blanking plate, shown in green, are raised straw passes above the screen and is discharged, without being chopped.
- 5 Fan chamber**
Straw that passes through or over the screen is drawn directly into the fan chamber for discharge.

Ultimate versatility

Ideally suited to reversing in cubicle sheds the 7150 Dual Chop offers the ultimate in maneuverability.



Rugged performance

The 8550 Dual Chop, is developed to resist wear caused by chopping bales of corn stalks, even the varieties bred with especially hard stalks to resist wind damage.



The unique 'Dual Chop' system is available in swivel chute versions:

7150 mounted (above left), 8150 trailed (not shown), 8550 wide body trailed versions (above right)

64,500

chops per minute

6 tons

maximum per hour

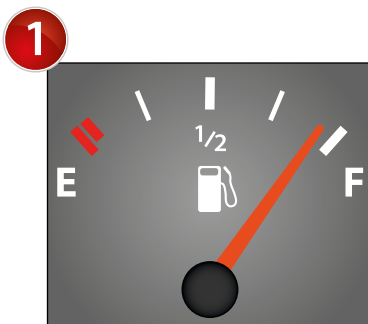
1½ inches

minimum chop length

all subject to material and conditions


Benefits of pre-processing materials

Chopped straw is required for a variety of applications, which includes additional feed for a TMR and livestock bedding.



Save time and fuel

Time and fuel can be saved by processing straw prior to it being added to the ration in a diet feeder.



No over processing

Pre-process straw so that the diet feeder does not need to mix for as long, thereby reducing the problem of over processing the silage in the ration.



Selective chop length

Chopping down to 1½" with clean cut ends, means you can select the ideal length for feeding to create effective rumen stimulation and increased milk yields. For bedding free stalls, short chop is fine enough for pumped manure systems.

TOMAHAWK 1010

Massive capacity and output

The 1010 holds up to 4 rectangular or round bales.

Wear resistant steel plate in the fan housing - suitable for corn stalks. Track your input costs with the weigh cell option.

FEEDS

Clamp Silage/
Baled Hay

SPREADS

Straw/Corn stalks
up to 80'

CAPACITY

285 Bushels



Standard Equipment:

- Electronic in-cab controls
- Swivel chute with 280° rotation
- Twin crossbeaters
- Adjustable feed slide on swivel chute model
- Remote tailgate switch
- High pressure hydraulic filter
- Slip and overrun clutch on PTO
- Bed speed indicator
- 3.85/55 wheels

Options:

- Side discharge chute
- Wide angle PTO
- Weigh cells
- Chute swivel extension

For option details see page 5 See specifications page 11-12 for bale capacities

Other machines in the Teagle Range



Drum Tomahawk

Four different chopping systems, diameters and lengths of drums make this range suitable for almost any application.



Drum 404M/505M

Different screens are available for chopping dry material to a consistent chop length, from 3/8" to 5".



Titan rear discharge muck spreaders

From 170 to 397 bushel capacity with a fine and even spread pattern. Outstanding strength and quality as standard.



Super-ted

High speed swath conditioners to promote faster drying. Ideal for recovery of rain damaged crops – your wet weather insurance.




Spiromix

Deep spirals inside the drum ensure a quick and thorough mix. Easy to load through the wide mouth and is reversed to self-unload.



XT Fertiliser Spreaders

From the 515lb single disc Compact 8 to the 3416lb twin disc XT48 with quadruple overlap, Teagle spreaders offer simplicity, accuracy and reliability.



Intelligent design

Teagle use state of the art software throughout the design process to ensure that strength is in-built where it is needed most.



Customer service

For outstanding back-up we have an extensive dealer network, supported by our experienced sales team.



Quality built & backed

To keep your Tomahawk running, Teagle distributors carry a comprehensive stock of genuine spare parts.

Specifications



7100 7100 SC 7150 8100 8100 SC 8150

Specification

Specification	7100	7100 SC	7150	8100	8100 SC	8150
Chute	Side	Swivel	Swivel	Side	Swivel	Swivel
Dual Chop	No	No	Yes	No	No	Yes
Silage	Yes	Yes	No	Yes	Yes	No
Straw	Yes	Yes	Yes	Yes	Yes	Yes
Corn stalks	No	No	No	No	No	No

Capacity

Crossbeaters	1	1	1	1	1	1
Capacity (bushels)	70	70	70	100	100	100
No. of 5' round bales	Straw x 2† / Silage x 1			2	2	2
No. of 8' rectangular bales (4'x3' or 4'x4')	1/1	1/1	1/1	1/1	1/1	1/1
Bale chamber (tailgate down) W x H x D	4' 7" x 4' 1" x 8' 2"			5' 1" x 4' 1" x 9' 8"		
Blow distance (max.)	72'	65'	65'	72'	65'	65'
Min. tractor PTO HP	60 HP (90HP mounted)			60 HP	60HP	60 HP

Dimensions

Overall width (chute closed)	7' 3"/7' 5"*	6' 1"/6' 11"*	6' 6"/6' 11"*	7' 5"	6' 11"	6' 11"
Overall length (tailgate up)	8' 8" (trailed 12')			13' 7"	13' 7"	13' 7"
Overall length (tailgate down)	12' 6" (trailed 15' 9")			17' 8"	17' 8"	17' 8"
Overall height (chute closed)	6' 11"/7' 11"***	7' 6"/8' 6"***	7' 6"/8' 6"***	7' 11"	8' 6"	8' 6"
Unladen weight	3,307 lb	3,616 lb	3,792 lb	4,145 lb	4,145 lb	4,971 lb
Tire size	trailed option 10.00/75-15.3			10.00/75-15.3 (options available)		
Oil flow rate***	9.3 - 15.9	9.3 - 15.9	9.3 - 15.9	9.3 - 15.9	9.3 - 15.9	9.3 - 15.9

Key:

† When trailed, with tailgate extension.

* Mounted/Trailed

** Dimensions with machine resting on the ground/Trailed.

***Oil flow rate min/max (U.S. gal/min).

Specifications



8500

8500 SC

8550

1010

1010 SC

Specification

	8500	8500 SC	8550	1010	1010 SC
Chute	Side	Swivel	Swivel	Side	Swivel
Dual Chop	No	No	Yes	No	No
Silage	Yes	Yes	No	Yes	Yes
Straw	Yes	Yes	Yes	Yes	Yes
Corn stalks	Yes	Yes	Yes	Yes	Yes

Capacity

Crossbeaters	1	1	1	2	2
Capacity (bushels)	125	125	125	285	285
No. of 5' round bales	2	2	2	3 (straw)	3 (straw)
No. of 8' rectangular bales (4'x3' or 4'x4')	1/1	1/1	1/1	4/2	4/2
Bale chamber (tailgate down) W x H x D	5'7" x 4'1" x 9'9"		5'7" x 5'2" x 18'8"		
Blow distance	80'	72'	72'	80'	72'
Min. tractor PTO HP	80 HP	80 HP	80 HP	80 HP	80 HP

Dimensions

Overall width (chute closed)	8'*	7'1"*	7'1"*	8'	7'11"
Overall length (tailgate up)	13'7"	13'7"	13'7"	20'3"	20'3"
Overall length (tailgate down)	17'8"	17'8"	17'8"	26'1"	26'1"
Overall height (chute closed)	8'6"	9'1"	9'1"	9'7"	9'7"
Unladen weight	4,497 lb	4,586 lb	5,324 lb	7,826 lb	7,915 lb
Tire size	10.00/75-15.3 (options available)			385/55 R22.5	
Oil flow rate***	9.3 - 15.9	9.3 - 15.9	9.3 - 15.9	9.3 - 15.9	9.3 - 15.9

Key:

* Mounted/Trailed

***Oil flow rate min/max (U.S. gal/min).

The company's policy is one of continuous improvement and development, therefore specifications are subject to change without prior notice.

Contact Us

North America Sales Manager

Andy Robson 252 292 0911

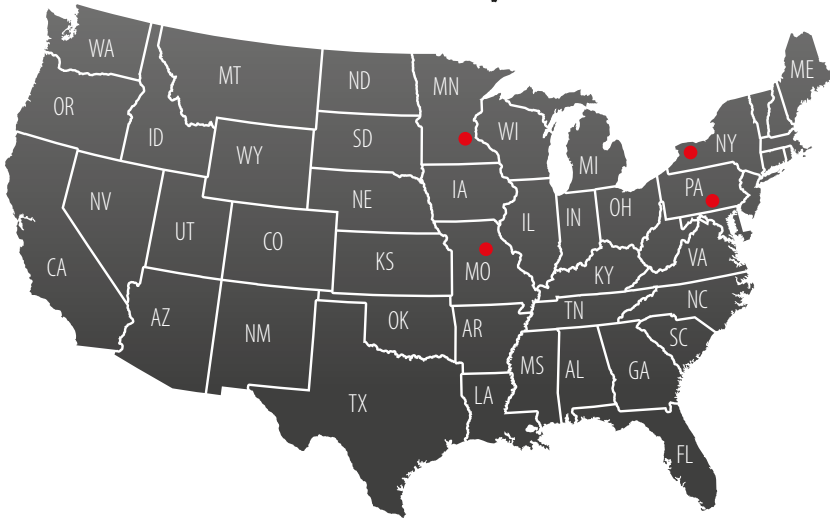
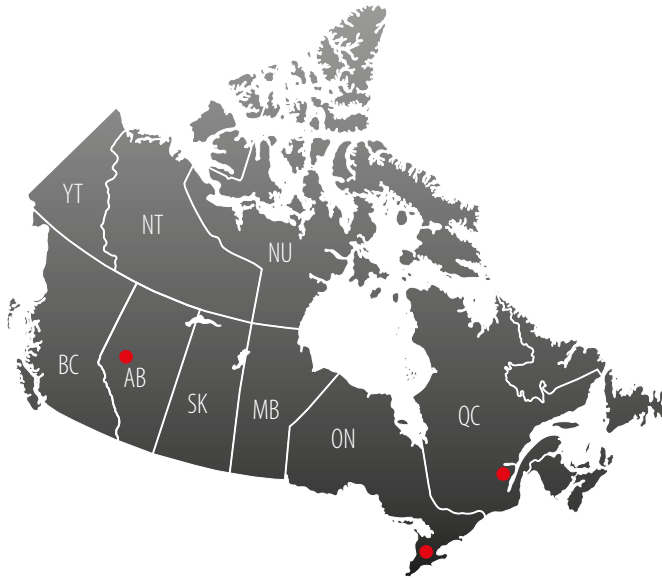
Toll Free: 1-855-383-2453

1-855-3TEAGLE

Teagle Machinery Ltd, PO Box 3347,
Wilson, NC 27895, USA

salesna@teagle.co.uk

www.teagle.co.uk



Dealer

Distributor

Key:

- Teagle distributors



Teagle
we're right behind you

Teagle Machinery Ltd, Blackwater, Truro, Cornwall, England, TR4 8HQ



TM08B0ACUS