



© Segway Technology Co., LTD. (Segway). All rights reserved. Segway LOGOs are registered trademarks of Segway or its affiliates. Segway reserves the rights to change or discontinue models, design, specifications, features, price and equipment at any time without incurring any obligation in order to continually improving quality and seeking for innovation. Because ATVs and SSVs can be hazardous to operate, Segway strongly recommends all drivers take training courses, read the Owner's Manual and watch the Safety Video before driving; always keep in mind that driving and alcohol/drugs don't mix; drivers must be over 18 years old or the age defined in the law and regulation in your country, and fulfill other requirements defined in the law and regulation in your countries. For safety concern, please remember that always wear proper riding gears such as helmet, eye protection, and other protective clothing. SSV driver and passenger always keep your seat belt fastened when driving. Never carry a passenger on any ATV if not specifically designed by the manufacturer for such use. Passenger must be over 12 years old or the age defined in the law and regulation in your country and able to hold handgrips and plant feet while seated against the backrest. Always respect for the local laws and regulations applicable in your country, the environment and the rights of other people while driving. Please drive and ride only in the in authorized locations and areas. All the photos were taken on private or licensed private land outside the European Union.

SEGWAY TECHNOLOGY CO., LTD.

No. 395, Xiacheng South Road, Wujin National High-tech Industrial Development Zone, Changzhou, Jiangsu, China.

Tel: +86-519-69657999

Email: sales@powersports.segway.com

Web: powersports.segway.com

Segway Technology Co., Ltd. (hereinafter referred to as "Segway Powersports") is an innovative company in the field of Powersports design and manufacturing, included but not limited to: All-terrain Vehicles, Utility Side by Sides, Sport Side by Sides and On-road Vehicles. Approaching the international market from a long-term perspective, Segway Powersports has numerous self-developed patent designs including hybrid powertrain systems, internal combustion engines, smart IOV system, advanced vehicle designs etc. Segway Powersports is a high-tech enterprise integrating a superior supply chain and its own factories. The company specializes in the R&D, production, sales and after-sales service of Powersports products. Segway Powersports adheres to the motto of "FEAR NO PLACE" and aims to be the leading All-Terrain mobility solution provider.



2022

POWERSPORTS LINEUP

FEAR NO PLACE





*Constantly in motion,
Segway Powersports live and breath speed and power.
Segway Powersports are designed to communicate that
we are ready to pounce within a heartbeat.
Let's 'FEAR NO PLACE' together!*

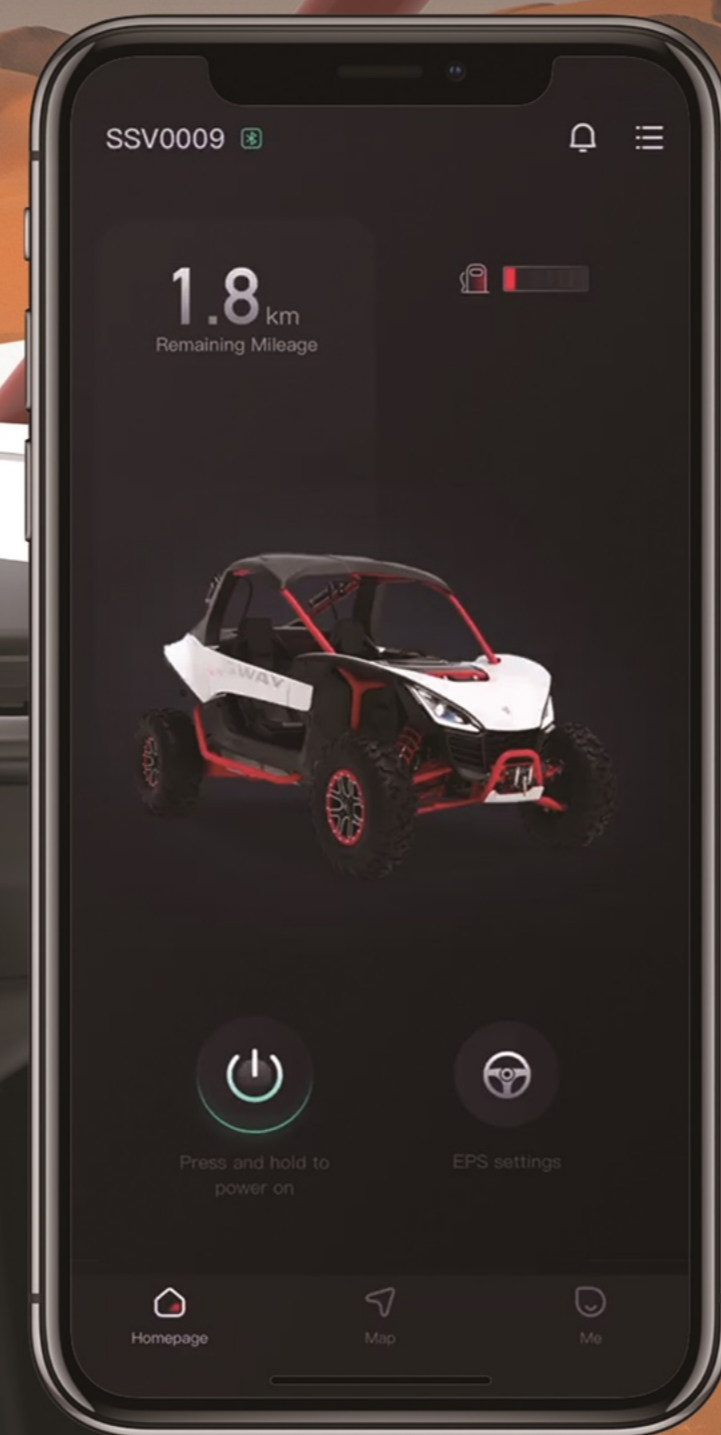


SMART MOVING | SNARLER | VILLAIN | FUGLEMAN

SMART MOVING

FORWARD-LOOKING INTELLIGENCE, ITERATIVE POWERSPORTS EXPERIENCE

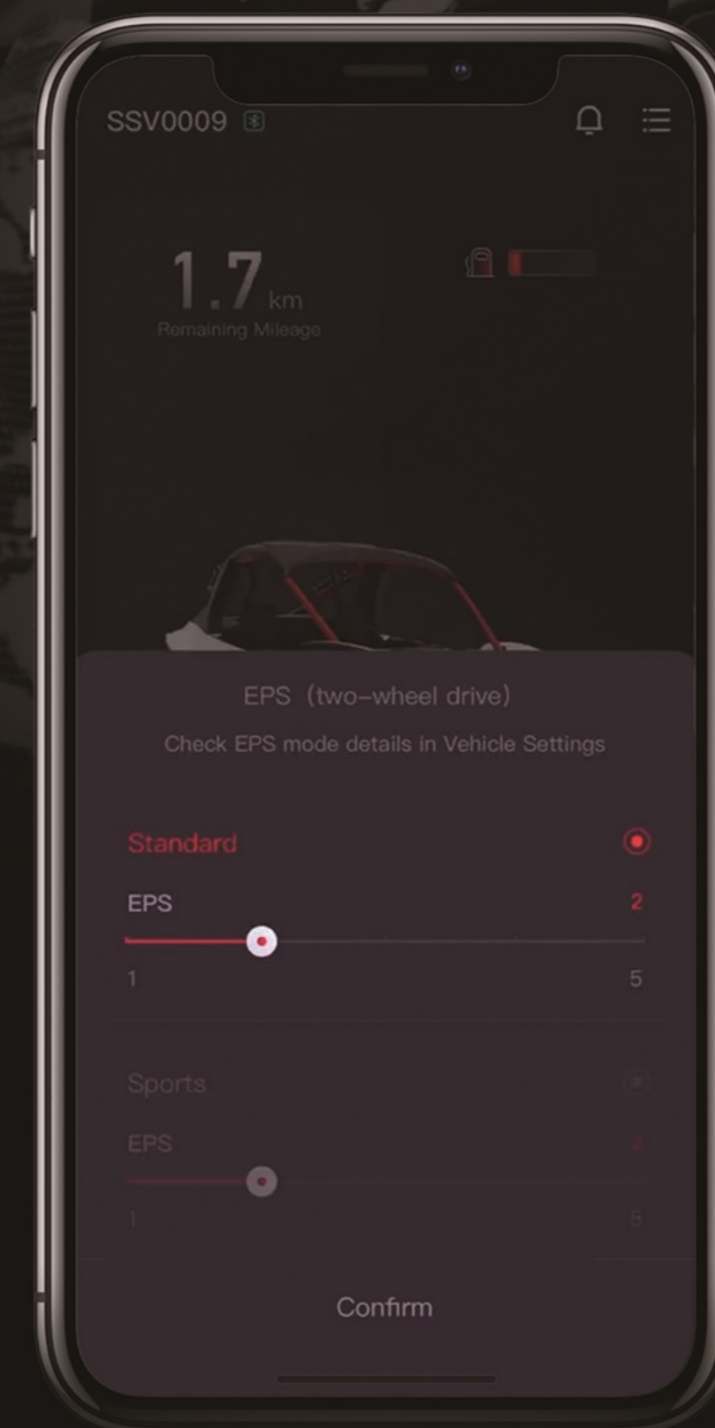
Segway Powersports APP + 10.4" Smart Touch Screen



「 AirLock 」 Remote Unlock

When you get close to Segway Powersports, you can activate your vehicle by Bluetooth through your mobile phone AirLock . You can also use the APP(cellular data) to unlock the car remotely with your mobile phone as the key.

AIRLOCK | SET | SAFETY | TEAM | TRACK

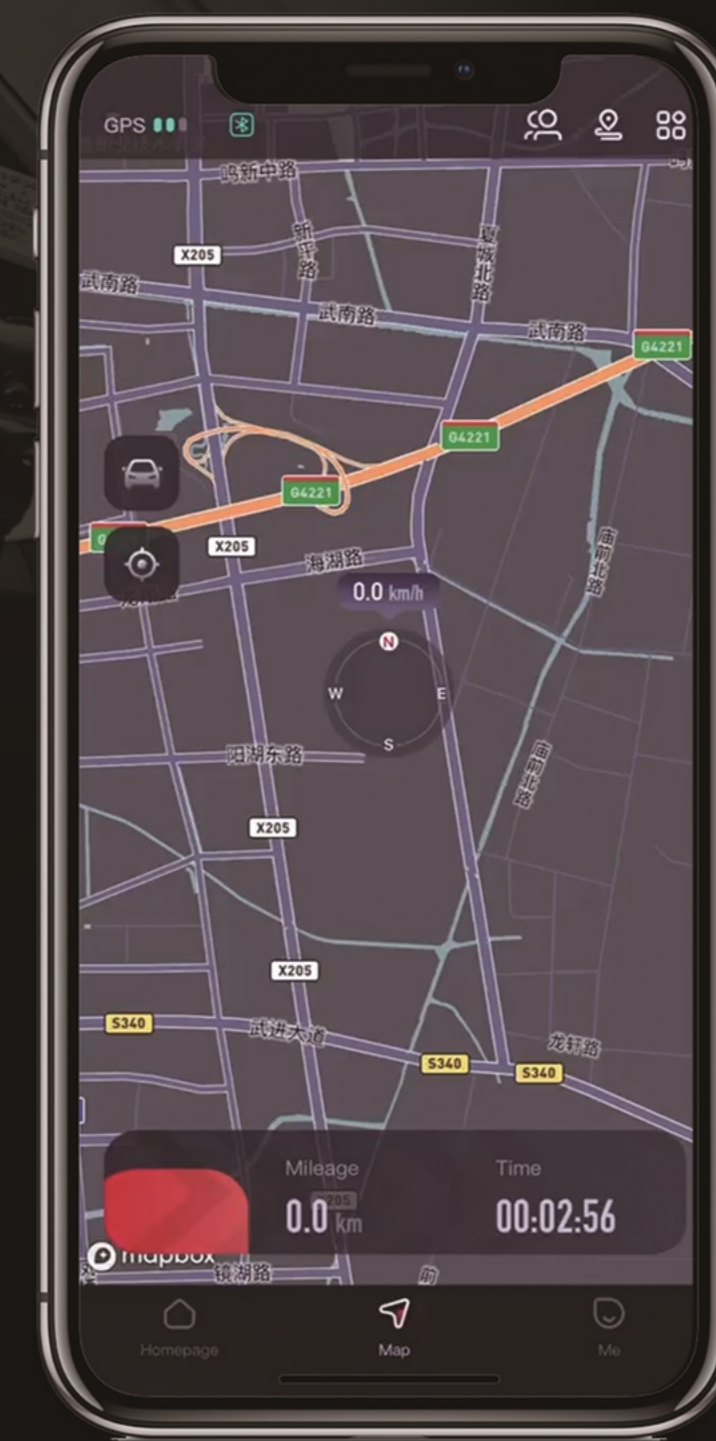
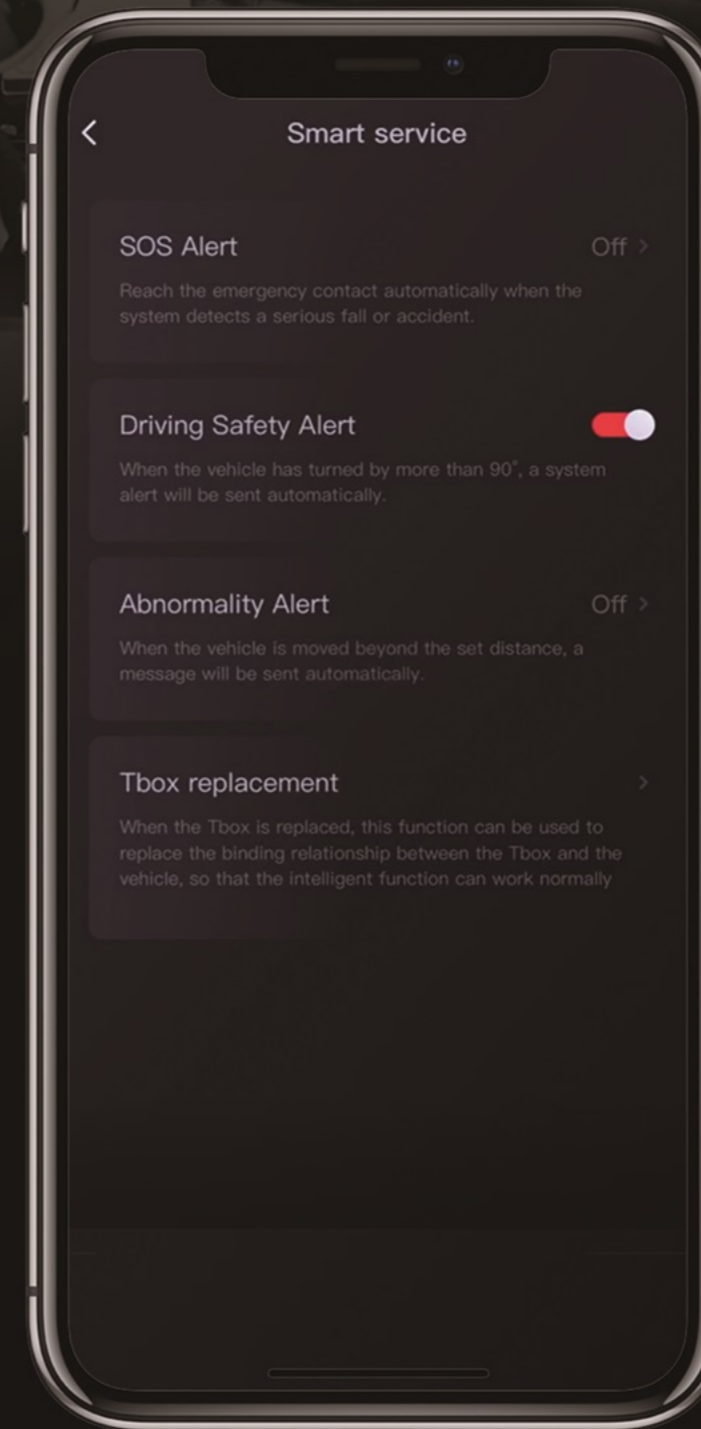


「 SET 」 Driving Settings

Get the Speed limit Settings, EPS Settings on your phone. Customize your Powersport for a personal fit, so you can enjoy the drive!

「 SAFETY 」 Security Guarantee

Add an SOS emergency contact person. In case of serious collision/rollover, the APP will automatically send an SMS with your location to the emergency contact person.

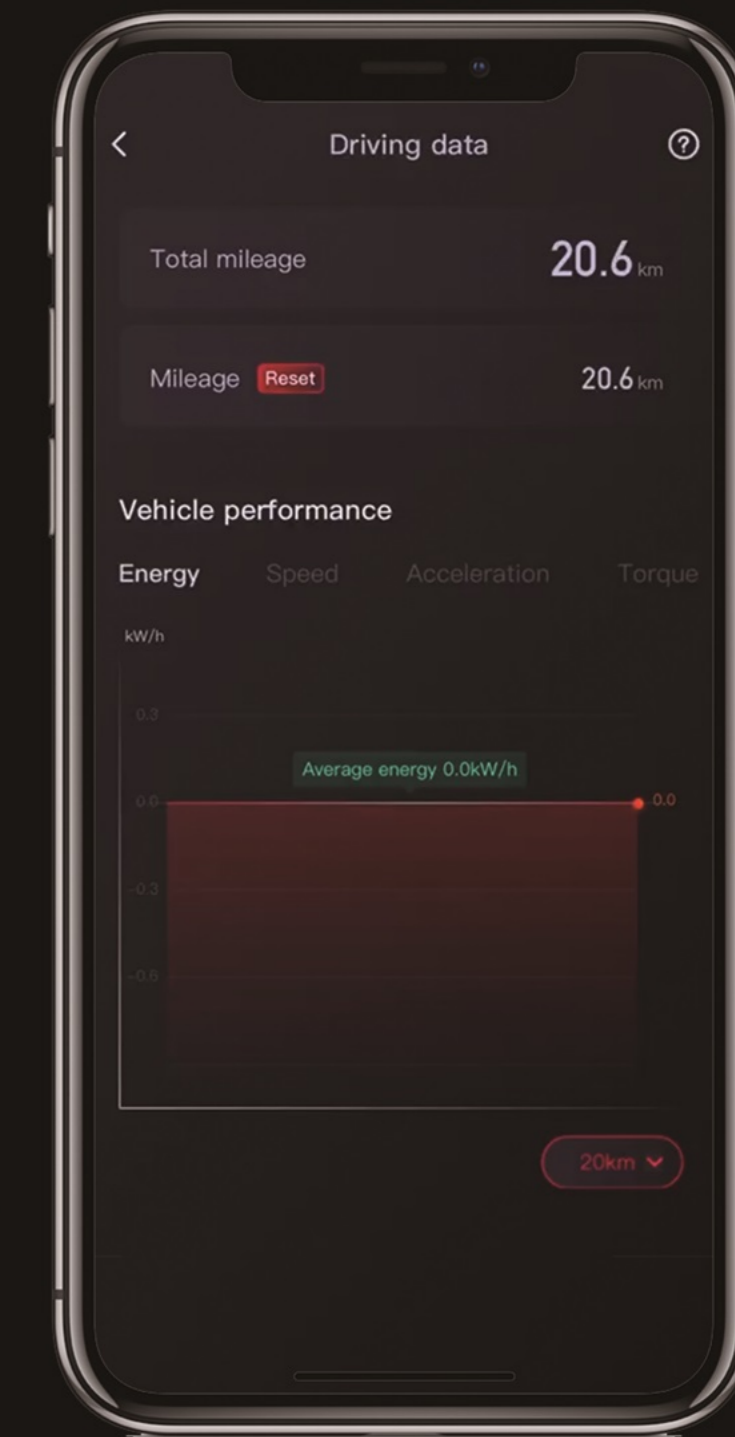


「 TEAM 」 Wireless Team Up

Team up with friends. The offline map, wireless location and wireless communications will help you explore every time you ride.

「 TRACK 」 Real-Time Data

Vehicle data view: residual mileage, real-time torque, horse power, EPS mode, subtotal mileage, speed curve, etc.



SNARLER AT6 L

RECREATION & UTILITY ATV



Snarler audience of mainly young people, to enjoy the fun of control. The advanced engine technology gives the Snarler series engines much more dynamic power.

It is an untamed mechanical beast in the dark forest
Flaming LED Eyes, Ready to Fight
Powerful Engine, Swallow All Terrain
Segway Snarler AT6
Untamed Beast with Dynamic Power



SNARLER AT6 L UP FOR ANYWHERE



Optimal PowertrainTech Design

The 570CC engine adopts the optimal design of insulator spark plug and optimized CAM. With the addition of electronic fuel injection system, the powertrain has good adaptability in high/low temperature and high altitude environment.



Powerful Configuration, Extraordinary Performance

Snarler have the most professional Configuration, high standard chassis, professional air shock, high strength frame, facing the challenges of all kinds of complex terrain, can have excellent performance.



Convenient Life Assistant

Electric winch 2500/3000(optional) pounds, can easily help you out. Snarler's racks feature strong and a large flat area. You can quickly attach and detach accessories, for strong practicability.

SNARLER AT6 L



570cc

44HP

Horsepower

18/21cm

18CM Front Suspension Travel
21CM Rear Suspension Travel

350KG

Tow Capacity

235 x 128 x 143 cm

SNARLER AT6 L VEHICLE SIZE
92.5 X 50.4 X 56.3"
(235 X 128 X 143 cm)

SNARLER AT6 S VEHICLE SIZE
86.7 X 50.4 X 52.0"
(220 X 128 X 132 cm)

Model Highlights

- 570cc DOHC Engine
- 44 hp , 48 N.m Torque
- Controlled-Tension Design
- Standard Front Axle Differential Lock
- Front Tires & Wheel 26 X 8-14"
- Rear Tires & Wheel 26 X 10-14"
- Ground Clearance 27CM
- High-Strength Chromium-Molybdenum Steel Frame
- LED Headlights
- Fuel Tank Capacity 23L



VILLAIN SX10

SPORT SIDE X SIDE



With an aggressive stance and an arched back its animalistic silhouette is unblinkingly fixated at the prey — be it the road ahead or the competition.

VILLAIN SX10

As the flagship of the Segway Powersports type, Villain owns an irresistibly powerful engine and nobleness, which illustrates its excellent designing conception as modern SxS.



Unleashed Beast Powerful Engine

With 105 horsepower the Villain's 1000cc engine is extremely competitive among 1000CC displacement level SSVs, with excellent low speed performance characteristics thanks to its 93.5 N·m of low end torque. Full throttle results in rapid and thrilling acceleration and will awaken your riding spirit.



Powerful Configuration Extraordinary Performance

Villain features exceptional quality and performance. The mix of our powerful and reliable engine, high strength frame, rigid chassis and professional level fully adjustable gas shocks give you the confidence to challenge even the toughest of terrain.



Exposed Engineering

We show our muscles with pride, we confidently reveal their intrinsic weaving throughout the body. We are built for all-terrain and whatever punches are thrown our way you won't see us flinch. We see beauty in our engineering and want it known that we are built to last.

VILLAIN SX10



PERFORMANCE



Extreme Performance Gas Suspension

The Front Dual-A Arm Independent Suspension travel is 400mm and the Rear Suspension Multi-link Torsional Trailing-Arm Suspension travel is 430mm. The ground clearance is 360mm. It gives you a smooth ride over the roughest terrain.



Front Diff-Lock

Villain features a Spiral Angle Front/Rear Constant Drive Shaft, while the front axle differential enables the smooth switching between 2-wheel and 4-wheel drive. The Front axle differential lock can also be switched manually while moving, greatly improving the off-road performance.



Smart EPS Burst Out Your Passion

The EPS can be switched on-the-fly to one of three settings. With standard, comfort and sport settings selectable through our APP the ride is customizable for different drivers, terrain and road conditions.



Lightweight HC Steel Frame

The high-strength Chromium-molybdenum Steel Frame has the advantages of being lightweight and features a high level of rigidity. Our strong, robust and light frame provides a strong sense of security and a precise driving feel.

VILLAIN SX10



1000cc

105HP

Horsepower

36cm

14.2" (36 cm) Ground Clearance

40/45cm

15.7" (40cm) Front Suspension Travel
17.7" (45cm) Rear Suspension Travel

VEHICLE SIZE 64"

132.9 x 64.2 x 70.9" (337.5 x 163.0 x 180.0 cm)

VEHICLE SIZE 72"

132.3 x 72.8 x 72.8" (338.0 x 185.0 x 185.0 cm)

Villain SX10 Model Highlights

- 1000cc DOHC Engine
- 105 hp , 93.5 N.m Torque
- Standard Front Axle Differential Lock
- 72" Wide Version Tires Front Tires & Wheel 30 x 10-14" Rear Tires & Wheel 30 x 10-14"
- 64" Narrow Version Tires Front Tires & Wheel 29 x 9-14" Rear Tires & Wheel 29 x 9-14"
- Standard EPS
- High-Strength Chromium-Molybdenum Steel Frame
- Fuel Tank Capacity 44L



FUGLEMAN UT 10

UTILITY SIDE X SIDE

From its futuristic shape to its spirited performance, the Fugleman is a perfect reflection of your impeccable taste. Fugleman is not only a powerful assistant in your life, but also solid mate when you explore the world.



FUGLEMAN UT 10



Incredible Powerful Engine

With 105 horsepower the Fugleman's 1000cc engine is extremely competitive among 1000CC displacement level UTVs, with excellent low speed performance characteristics thanks to its 93.5 N-m of low end torque. Full throttle results in rapid and thrilling acceleration and will awaken your riding spirit.



Powerful Configuration Extraordinary Performance

Fugleman features exceptional quality and performance. The mix of our powerful and reliable engine, high strength frame, rigid chassis and professional level fully adjustable gas shocks give you the confidence to challenge even the toughest of terrain.



Rich Versatility

Fugleman's large-capacity space has been optimized, and a new inclined cargo box is used to facilitate cargo operations. The cargo box is equipped with a hydraulic auxiliary mechanism and a sturdy latch system. The bed box inner dimension is 36.2 x 51.2 x 11.4" can load of 992 lb cargo. The standard towed weight is up to 1134 kg. Fugleman is on standby at any time!

FUGLEMAN UT 10



1000cc

105HP

Horsepower

32cm

(12.6") Ground Clearance

680KG

(1499 lb) Payload Capacity

VEHICLE SIZE

121.1 x 64 x 81.3"

(307.5 x 162.5 x 206.5 cm)

Model Highlights

- 1000cc DOHC Engine
- 105 hp , 93.5 N.m Torque
- Standard Front Axle Differential Lock
- Steel Front Tires 27 x 9-14
- Steel Rear Tires 27 x 11-14
- Standard EPS
- High-Strength Chromium-Molybdenum Steel Frame
- Fuel Tank Capacity 45L
- carry 3 people



SNARLER AT6 L



SNARLER AT6 S



SNARLER AT6 L



POWER&DRIVETRAIN	Engine Type	570cc, 4-Stroke Single-Cylinder, DOHC Engine	Engine Type	570cc, 4-Stroke Single-Cylinder, DOHC Engine
Horsepower	44 hp	Horsepower	44 hp	
Torque	48 N.m	Torque	48 N.m	
Drive System	On-Demand 2WD/4WD Front & Rear Differential Lock	Drive System	On-Demand 2WD/4WD Front Differential	
Transmission	CVT	Transmission	CVT	
DIMENSION	L x W x H	86.7 x 50.4 x 52.0"(220 x 128 x 132 cm)	L x W x H	92.5 x 50.4 x 56.3"(235 x 128 x 143 cm)
Wheelbase	51.2"(130cm)	Wheelbase	57.1"(145cm)	
Ground Clearance	10.6"(27cm)	Ground Clearance	10.6"(27cm)	
Rack Capacity (Front/Rear)	88lbs(40kg)/132lbs(60kg)	Rack Capacity (Front/Rear)	88lbs(40kg)/132lbs(60kg)	
TIRES&WHEELS	Shocks	Oil Shock/ Gas Shock	Shocks	Oil Shock/ Gas Shock
Wheel	12" Steel Rim/14" Aluminum Rim or With Beadlock	Wheel	12" Steel Rim/14" Aluminum Rim or With Beadlock	
Front Tires	25X8-12/26X8-12(Optional)	Front Tires	25X8-12/26X8-14(Optional)	
Rear Tires	25X10-12/26X10-12(Optional)	Rear Tires	25X10-12/26X10-14(Optional)	
Brake	3/4-Wheel Disc Brake	Brake	3/4-Wheel Disc Brake	
FEATURES	Rack	Steel Rack/Convertible Composite Rack	Rack	Steel Rack/Convertible Composite Rack
Winch	2500lbs/3000lbs (1134.0/1587.6kg)(Optional)	Winch	2500lbs/3000lbs (1134.0/1587.6kg)(Optional)	
EPS	Optional	EPS	Optional	
Light	Halogen/LED	Light	Halogen/LED	
T-box	Optional	T-box	Optional	
Color	Smart Blue & Innovative Grey Dream Green & Bold Black Tensive O&R & Electric White, Prairie Camo	Color	Smart Blue & Innovative Grey Dream Green & Bold Black Tensive O&R & Electric White, Prairie Camo	
Seats	Short Frame	Seats	Long Frame	
Additional Features	Receiver and Hitch, Digital Dashboard, Smart Moving APP	Additional Features	Receiver and Hitch, Digital Dashboard, Smart Moving APP	
Homologation	T3a, T3b, L7e	Homologation	T3a, T3b, L7e	

VILLAIN SX10 W



VILLAIN SX10 E (64")



VILLAIN SX10 X (64")



VILLAIN SX10 WX (72")



	VILLAIN SX10 E (64")	VILLAIN SX10 X (64")	VILLAIN SX10 WX (72")	
POWER&DRIVETRAIN	Engine	1000cc, 4-Stroke Twin-Cylinder, DOHC Engine	1000cc, 4-Stroke Twin-Cylinder, DOHC Engine	1000cc, 4-Stroke Twin-Cylinder, DOHC Engine
	Engine brake	/	/	/
	Horsepower	105 HP	105 HP	105 HP
	Torque	93.5 N.m	93.5 N.m	93.5 N.m
	Transmission	CVT	CVT	CVT
	Front Differential Lock	Diff lock on demand	Diff lock on demand	Diff lock on demand
	Rear Differential	/	/	/
	Powertrain mode	2WD / 4WD on demand	2WD / 4WD on demand	2WD / 4WD on demand
DIMENSION	EPS	APP Adjust	APP Adjust	APP Adjust
	Dimension	132.9 x 64.2 x 70.9" (337.5 x163.0 x180.0 cm)	132.9 x 64.2 x 70.9" (337.5 x163.0 x180.0 cm)	132.3 x 72.8 x 72.8"(338.0 x185.0 x185.0 cm)
	Wheelbase	102"(259cm)	102"(259cm)	102"(259cm)
	Ground Clearance	14.2"(36cm)	14.2"(36cm)	14.6"(38cm)
	Seat Hight	23.7" (60cm)	23.7" (60cm)	23.7" (60cm)
	Fuel Capacity	11.6 gal (44L)	11.6 gal (44L)	11.6 gal (44L)
	Bed Box Capacity	198 lb (90 kg)	198 lb (90 kg)	198 lb (90 kg)
	Bed Box dimensions in cm	15.8 x 35.3 x 8.7"(40.2 x89.7 x22cm)	15.8 x 35.3 x 8.7"(40.2 x89.7 x22cm)	15.8 x 35.3 x 8.7"(40.2 x89.7 x22cm)
	Payload Capacity	198.4+374.8lb (90+170kg)	198.4+374.8lb (90+170kg)	198.4+374.8lb (90+170kg)
	Tow Capacity	2910 lb (1320kg)	2910 lb (1320kg)	2910 lb (1320kg)
	Dry weight	1840.9lb (835kg)	1840.9lb (835kg)	1885.0lb (855kg)
Curb Weight	1896.0lb (860kg)	1896.0lb (860kg)	1940.0 (880kg)	
TIRES&WHEELS	Front Suspension	Dual A-Arm with Stabilizer Bar 40cm	Dual A-Arm with Stabilizer Bar 40cm	Dual A-Arm with Stabilizer Bar 40cm
	Rear Suspension	Multi-link Trailing-Arm with Stabilizer Bar 45cm	Multi-link Trailing-Arm with Stabilizer Bar 45cm	Multi-link Trailing-Arm with Stabilizer Bar 45cm
	Shocks	Remote Reservoir Gas Shock	Remote Reservoir Gas Shock	Remote Reservoir Gas Shock
	Wheels & Tires	29" tires on 14" Aluminum Rim Fr 29*9.00R14, Rr29*11.00R14	29" tires on 14" Beadlock Aluminum Rim Fr 29*9.00R14,29*11.00R14	30" tires on 14" Beadlock Aluminum Rim Fr&Rr30*10.00R14
FEATURES	Brakes	4-wheel Discs Brake	4-wheel Discs Brake	4-wheel Discs Brake
	Smart Touch Screen	/	10.4"	10.4"
	Smart Moving APP	√	√	√
	Winch	3500lb (1587.6kg)	3500lb (1587.6kg)	4500lbs (2041.2kg)
	Lighting	LED	LED	LED
	Seat	2 Seats	2 Seats	2 Seats
	Door	1/4	1/4	1/4
Color	Electric White & Tensive O&R ; Bold Black & Dream Green	Electric White & Tensive O&R ; Bold Black & Dream Green	Electric White & Tensive O&R ; Bold Black & Dream Green	

Segway reserves the right to change specifications, models or pricing at any time without incurring obligations.

FUGLEMAN UT10



FUGLEMAN UT10 E



FUGLEMAN UT10 X



	FUGLEMAN UT10 E	FUGLEMAN UT10 X
POWER&DRIVETRAIN	Powertrain	Fuel Engine
	Engine	1000cc, 4-Stroke Twin-Cylinder,DOHC Engine
	Horsepower	105 HP
	Torque	93.5 N.m
	Transmission	CVT
	Front Differential Lock	Diff lock on demand
	Rear Differential	/
	Powertrain mode	2WD / 4WD on demand
DIMENSION	EPS	APP Adjust
	Dimension	121.1 x 64 x 81.3" (307.5 x 162.5 x 206.5 cm)
	Wheelbase	82.1" (208.5 cm)
	Ground Clearance	12.6" (32 cm)
	Dashboard	LCD Screen/TFT Screen(Optional)
	Fuel Capacity	12 gal (45 L)
	Bed Box Capacity	770 lb (350 kg)
	Bed Box dimensions in cm	36.2x 51.2x11.4" (92 x 130 x 29 cm)
	Payload Capacity	1499 lb (680 kg)
	Tow Capacity	1543 lb (700kg)
	Curb weight	1667 lb (756 kg)
TIRES&WHEELS	Winch	3500lb (1587.6kg)/4500lb (2041.1kg)(Optional)
	Front Suspension	Dual A-Arm;Front Travel: 11" (28cm)
	Rear Suspension	Dual A-Arm;Front Travel: 10.6" (27cm)
	Brakes	4-wheel Discs Brake
	Wheels & Tires	Steel Front Tires 27 x 9-14 Steel Rear Tires 27 x 11-14
FEATURES	Smart Touch Screen	/
	Smart Moving APP	√
	Lighting	Halogen
	Seat	2/3 Seats
	Door	Net door
	Color	Electric White & Tensive O&R ; Bold Black & Dream Green ; Innovative Grey & Bold Black ; Prairie Camo & Bold Black
		√
		Halogen
		2/3 Seats
		Plastic door
		Electric White & Tensive O&R ; Bold Black & Dream Green ; Innovative Grey & Bold Black ; Prairie Camo & Bold Black