

SIDE DISCHARGE



IT'S TIME
TO THROW IN THE SHOVEL





The Most Effective Tool For Materials Management

HLA Side Discharge Buckets allow you to manage material faster than ever before. These amazing loader attachments are available in units for use with, but not limited to, sand, sawdust, or straw/lime. The left or right discharge design eliminates the need for awkward maneuvering, saving you even more time.

Bolt on mounting options are available to fit most makes of material handlers. A three-point hitch setup is also available. Spare the shovel and save your back, get a Side Discharge Bucket for your material handling needs.





Left or Right?

HLA Side Discharge Buckets aren't left or right, they're both. The direct drive hydraulic motors are controlled from the cab, so you can decide to spread material to the left or right with no setup changes. Less machine settings means more time to get the job done.

Direct drive motors provide all the power you need to manage materials quickly and effectively. Checking and servicing the motors is simple and easy because of their convenient position.



Doors

Available on the Sand and Sawdust models, the adjustable discharge doors provide improved material control during off load.



Hydraulic Motors

All of our models feature direct drive hydraulic motors which are mounted for easy accessibility.



Belt Tensioner

Available on all models, the easy to use belt tensioners not only help to avoid belt slippage but can be adjusted to ensure the belt always runs straight.



Sand Model

- Minimum 12 GPM required
- Hydraulic drive (coupled direct)
- Two hydraulic motors on discharge belt (72", 84", and 96" only)
- Discharge from either side of machine
- Belt shield keeps weight off belt
- Hydraulically driven beater improves flow and prevents bridging
- 12" wide belt with mini cleats
- Bolt on quick attach adapters; easily convert to most material handlers
- Optional 3-Point Hitch Mount c/w Tilting Cylinder
- Optional Agitator Speed Control Valve - Factory Installed Only

| Model | SSB60 | SSB72 | SSB84 | SSB96 |
|----------------------------------|----------------|-------|-------|-------|
| Heaped Approx. Capacity: CU. YD. | 2/3 | 1 | 1-1/3 | 1-2/3 |
| Weight: LBS. | 1,000 | 1,085 | 1,175 | 1,510 |
| Belt Width/Cleats | 12" / mini | | | |
| Inside Width* | 60"W | 72"W | 84"W | 96"W |
| Dimensions | 34"H x 50"L | | | |
| Hydraulic Req. | Minimum 12 GPM | | | |
| Hyd. Belt Motor | 1 | 2 | 2 | 2 |
| Hyd. Beater Motor | 1 | 1 | 1 | 1 |

**NOTE: For outside width add 2-1/2" to inside width dimension.*

Features



Chevron Belt

The 12 inch wide heavy-duty rubber sand belt with mini cleats is driven by direct drive hydraulic motors.



Belt Shield

The belt shield reduces start up strain on the belt and the beater assembly prevents bridging and promotes consistent flow.



Bolt-On Mounting Options

Side discharge mounting is easy with bolt-on quick attach mounts available for most material handlers. Three-Point Hitch Mount with hydraulic dump also available.



Sawdust Model

- Minimum 12 GPM required
- Hydraulic drive (coupled direct)
- Two hydraulic motors on discharge belt (72", 84" and 96" only)
- Discharge from either side of machine
- Hydraulically driven beater improves flow and prevents bridging
- Shield fingers help break up material clumps
- 12" wide 3/4" cleat belt - SSC models
- 12" wide chevron belt - SS models
- Bolt on quick attach adapters; easily convert to most material handlers
- Optional 3 Point Hitch Mount c/w Tilting Cylinder
- Optional Agitator Speed Control Valve - Factory Installed Only

| Model | SS60 | SSC60 | SS72 | SSC72 | SS84 | SSC84 | SS96 | SSC96 |
|----------------------------------|----------------|-------|---------|-------|---------|-------|---------|-------|
| Heaped Approx. Capacity: CU. YD. | 1-1/2 | 1-1/2 | 1-7/8 | 1-7/8 | 2-1/8 | 2-1/8 | 2-1/2 | 2-1/2 |
| Weight: LBS. | 1,020 | 1,020 | 1,205 | 1,205 | 1,300 | 1,300 | 1,560 | 1,560 |
| Belt Type | Chevron | Cleat | Chevron | Cleat | Chevron | Cleat | Chevron | Cleat |
| Inside Width* | 60"W | 60"W | 72"W | 72"W | 84"W | 84"W | 96"W | 96"W |
| Dimensions | 44"H x 57"L | | | | | | | |
| Hydraulic Req. | Minimum 12 GPM | | | | | | | |
| Hyd. Belt Motor | 1 | 1 | 2 | 2 | 2 | 2 | 2 | 2 |
| Hyd. Beater Motor | 1 | 1 | 1 | 1 | 1 | 1 | 1 | 1 |

*NOTE: For outside width add 2-1/2" to inside width dimension.

Features



Chevron Belt

The 12 inch wide heavy-duty rubber sand belt with mini cleats is driven by direct drive hydraulic motors.



Cleated Belt

Optional for the Sawdust model, this cleated belt is ideal for throwing straw for feeding or bedding.



Shield Fingers

A series of shield fingers holds any clumps for the agitator to break up for consistent flow and to prevent bridging.



Bolt-On Mounting Options

Side discharge mounting is easy with bolt-on quick attach mounts available for most material handlers. Three-Point Hitch Mount with hydraulic dump also available.




Straw/Lime Model

- Minimum 12 GPM required
- Hydraulic drive (coupled direct)
- Discharge from either side of machine
- Beater prevents material bridging
- Hydraulically driven metering drum regulates flow onto the belt
- 12" wide high abrasion rubber belt with 1-1/2" paddles
- Conveyor assembly removable for accessibility
- Flared design to ensure easy snag free loading along a wall
- Mesh in back panel for increased visibility
- Bolt on quick attach adapters; easily convert to most material handlers
- Optional 3-Point Hitch Mount c/w Tilting Cylinder
- Optional Agitator Speed Control Valve - Factory Installed Only

| Model | SST72 | SST84 | SST96 |
|----------------------------------|----------------|-------|-------|
| Heaped Approx. Capacity: CU. YD. | 2 | 2-1/3 | 2-3/4 |
| Weight: LBS. | 1,365 | 1,535 | 1,700 |
| Belt Width/Cleats | 12" / 1-1/2" | | |
| Inside Width* | 72"W | 84"W | 96"W |
| Dimensions | 59"H x 58"L | | |
| Hydraulic Req. | Minimum 12 GPM | | |
| Hyd. Belt Motor | 1 | 1 | 1 |
| Hyd. Drum/Beater Motor | 1 | 1 | 1 |


**NOTE: For outside width add 1-1/4" to inside width dimension.*

Features



Straw/Lime Belt

12 inch wide heavy-duty rubber belt with 1-1/2" cleats to grab and throw material.



Metering Drum

The hydraulic motor driven drum features spiraled tabs to help evenly process and distribute material to the belt.

Hydraulically driven, the drum also drives the agitator through a chain and sprocket configuration.




Additional Materials

Additional spreading materials suited for the SST series are:

- Chopped straw
- Sawdust
- Wood shavings
- Wood chips
- (fine to medium)
- Corn silage
- TMR Mix (Total Mixed Ration - premixed)



Straw/Lime Mixture



Screening

Screening allows the operator to see the material level and provides better visibility when loading.



Agitator

The agitator rotates in sequence with the lower drum ensuring consistent flow of material toward the bottom of the bucket.



Bolt-On Mounting Options


Side discharge mounting is easy with bolt-on quick attach mounts available for most material handlers. Three-Point Hitch Mount with hydraulic dump also available.



Sand



Gravel



Top Soil



Mulch



Sawdust



Straw & Straw/Lime



3-Point Hitch Mount

HLA Side Discharge buckets are also available for 3 point hitch mounting.

Handle material on tractors without loaders for versatility and easier access. The 3 point hitch mount includes a hydraulic dump cylinder for easy back in loading. You can spread material in forward or reverse, left or right and get into the tightest areas of your operation.



8082 Road 129, R.R.#3
Listowel, ON, Canada N4W 3G8
Tel. (519) 291-4162 | Toll Free (866) 567-4162
Fax (519) 291-5388 | sales@horstwelding.com

www.horstwelding.com

Authorized Dealer